INTERNATIONAL PROGRAMS
COLORADO STATE UNIVERSITY

Boxes with a black border indicate CSU-wide or college by college data

Boxes with a green border indicate College of Agricultural Sciences data

COLLEGE OF AGRICULTURAL SCIENCES

Global Engagement Report

A summary of known global engagement activity for the 2022-23 Academic Year

Prepared by the Office of International Programs

TOTAL COLORADO STATE INTERNATIONAL STUDENT ENROLLMENT

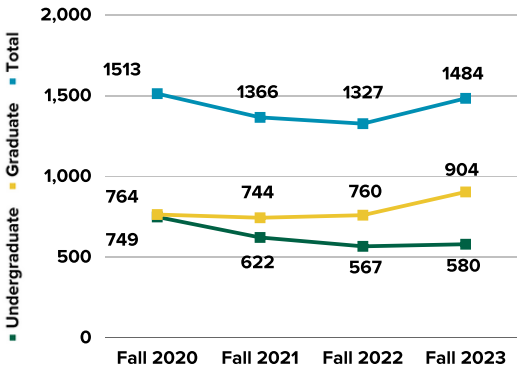

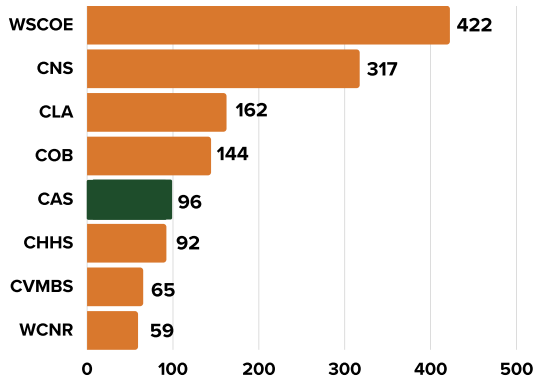

2022-23 ACADEMIC YEAR INTERNATIONAL ENROLLMENT BY COLLEGE

1,479 Total Enrollment (Including Summer 2023)

- WSCOE - 28.5%
- CNS - 21.4%
- CLA - 11%
- COB - 9.7%
- INTRA-UNIVERSITY/PROGRAMS - 8.3%
- CAS - 6.5%
- CHHS - 6.2%
- CVMBS - 4.4%
- WCNR - 4%

In the 2022-23 Academic Year, there were **96** international students in the CAS from **45** countries: **25** Undergraduate Students, **71** Graduate Students.

CSU 2022-23 INTERNATIONAL STUDENT TOP 5 COUNTRIES OF ORIGIN

1. **India** — 246 Students
2. **China** — 156 Students
3. **Kuwait** — 138 Students
4. **Saudi Arabia** — 99 Students
5. **Oman** — 57 Students

CAS 2022-23 INTERNATIONAL STUDENT TOP 5 COUNTRIES OF ORIGIN

1. **China** — CAS: 3 UG, 9 Grad
2. **Brazil** — CAS: 1 UG, 6 Grad
3. **Bangladesh** — CAS: 0 UG, 5 Grad
4. **Chile** — CAS: 1 UG, 3 Grad
5. **Ecuador** — CAS: 2 UG, 2 Grad

CSU FALL 2023 NEW ENROLLMENT TOP 5 COUNTRIES OF ORIGIN

1. **Kuwait** — 72 Admitted, 32 Enrolled
2. **Saudi Arabia** — 85 Admitted, 24 Enrolled
3. **India** — 168 Admitted, 11 Enrolled
4. **Uzbekistan** — 694 Admitted, 7 Enrolled
5. **Canada** — 14 Admitted, 6 Enrolled

2022-23 ACADEMIC YEAR CAS INTERNATIONAL STUDENTS BY DEPARTMENT

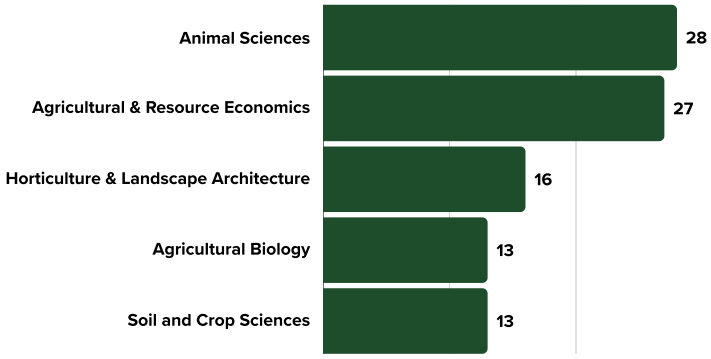

2022-23 ACADEMIC YEAR INTERNATIONAL SCHOLARS

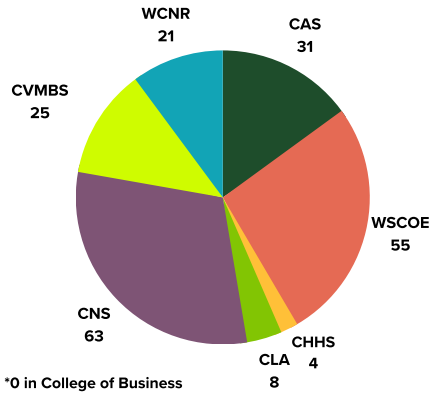

*0 in College of Business

2022-23 ACADEMIC YEAR H1-B EMPLOYEES

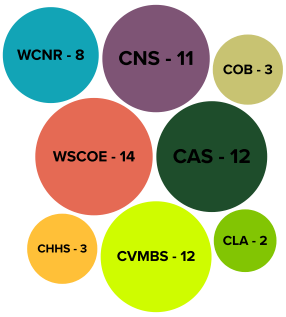

TOP 10 MAJORS OF CSU INTERNATIONAL STUDENTS

1. Computer Science: 149
2. Business Administration: 100
3. Electrical Engineering: 98
4. Civil Engineering: 88
5. Computer Engineering: 69
6. Mechanical Engineering: 55
7. Economics: 54
8. Exploratory Studies: Engineering Interest: 40
9. Computer Information Systems: 36
10. Environmental Engineering: 31

COLLEGE OF AGRICULTURAL SCIENCES

Global Engagement Report

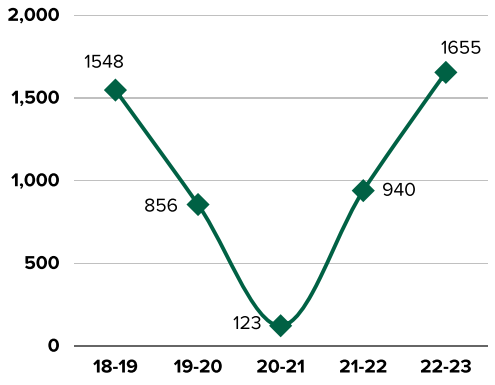

COLORADO STATE TOTAL EDUCATION ABROAD PARTICIPATION

Of **1,655** TOTAL students who had an education abroad experience in the 2022-23 Academic Year **134, (8%) were CAS**

EDUCATION ABROAD UNDERGRADUATE PARTICIPATION RATES

Percentage of undergrad graduates who have had an international experience

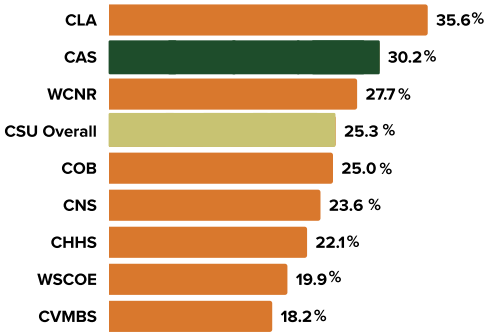

2022-23 Academic Year Education Abroad Participation
Total # of students, GR and UG per college

CLA - 378
CNS - 269
CHHS - 203
COB - 169
CVMBS - 160
CAS - 134
WCNR - 133
WSCOE - 132
INTRA - 56

BRIDGE/FIRST YEAR SEMINARS

In Fall 2023, we ran four First Year Seminar (FYS)/Bridge Programs, sending **70 students** abroad. These programs are an opportunity for incoming students to participate in a small, experiential learning program abroad prior to starting their first semester at CSU. Six more FYS programs for Fall 2024 are in the works.

CAS STAFF AND FACULTY-LED PROGRAMS

Colorado State ran 57 staff- and faculty-led programs (SFLP's) in 2022-23
CAS led 3 of these 57 programs - 5.2%.
72 SFLP's will run in 2023-24 - 3 of them (4.2%) from CAS

Landscape Architecture in Italy and France
Brad Goetz and Scott Carman

Lincoln University in New Zealand
Rotating Program Leaders

Food and Resource Economics in Italy
Hayley Chouinard; Andrew Seidl; Marco Costanigro

CSU 2022-23 ACADEMIC YEAR TOP 6 COUNTRIES FOR EDUCATION ABROAD

1. **Italy** Participation: 215
2. **Worldwide** Includes Semester at Sea and traveling programs, Participation: 116
3. **Spain** Participation: 115
4. **United Kingdom** Participation: 85
5. **Japan** Participation: 64
6. **Mexico** Participation: 47

CSU TODOS SANTOS AVERAGE ENGAGEMENT

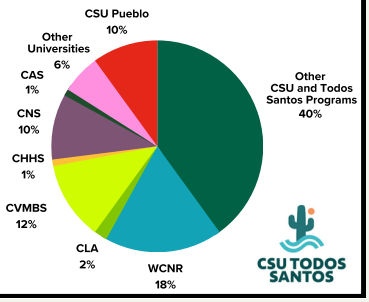

2022-23 ACADEMIC YEAR CAS UNDERGRADUATE EDUCATIONAL ABROAD EXPERIENCES BY MAJOR

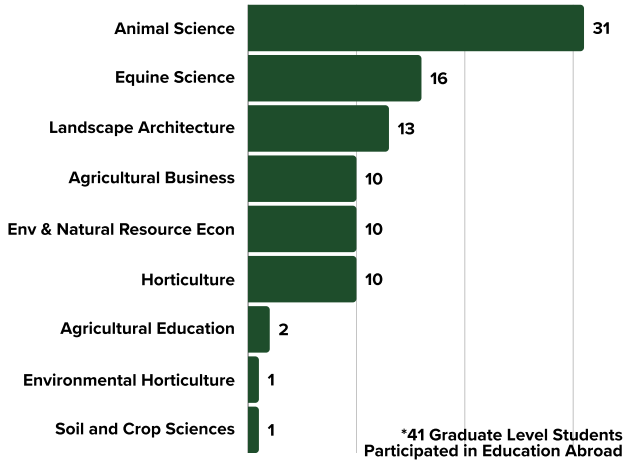

*41 Graduate Level Students Participated in Education Abroad

CAS 2022-23 ACADEMIC YEAR TOP 5 COUNTRIES FOR EDUCATION ABROAD

1. **Worldwide/Traveling** Participation: 22
2. **New Zealand** Participation: 21
3. **Italy** Participation: 18
4. **Bahamas** Participation: 4
5. **Ireland** Participation: 3

CAS PARTNERSHIP AGREEMENTS

Colorado State had 70 IMOU's active in AY22-23
4 of these 70 partnerships were within CAS (5.7%)

- Universidade Federal Rural do Rio de Janeiro - Brazil
- Universidade Federal de Pelotas - Brazil
- Instituto Nacional de Investigación Agropecuaria - Uruguay
- Henan University of Technology - China

CSU FULBRIGHT PARTICIPATION

For the second year in a row, Colorado State University was recognized as one of the nation's top producers of Fulbright U.S. Scholars

- WCNR: 4 Faculty, 1 Student
- CHHS: 1 Faculty
- CLA: 1 Student
- CAS: 1 Faculty
- CSU Extension: 1 Faculty
- CVMBS: 1 Faculty

TOP PRODUCER

PROGRAMS FOR LEARNING ACADEMIC AND COMMUNITY ENGLISH (PLACE)

- Student and scholar language support
- Intensive English Programs
- Bridge Programs
- Community Programs

If you have questions, concerns, or further ideas on advancing global engagement within your college, please contact the Office of International Programs via Chad Hoseth at chad.hoseth@colostate.edu

INTERNATIONAL PROGRAMS
COLORADO STATE UNIVERSITY