

WALTER SCOTT, JR. COLLEGE OF ENGINEERING GLOBAL ENGAGEMENT REPORT

Prepared by the Office of International Programs



INTERNATIONAL PROGRAMS
COLORADO STATE UNIVERSITY

2024-2025 Academic Year: International Students

College of Engineering TOP 5 COUNTRIES OF ORIGIN

WSCOE international students in 2024-2025

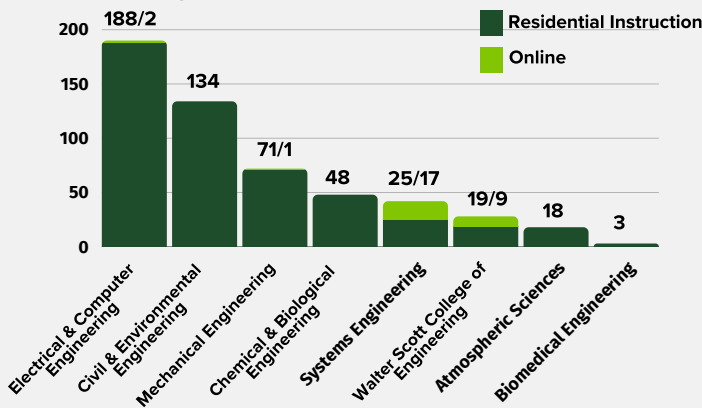


1. **Kuwait:** 101 UG, 3 Grad
2. **India:** 5 UG, 88 Grad
3. **Saudi Arabia:** 42 UG, 10 Grad
4. **China:** 1 UG, 25 Grad
5. **Iran:** 0 UG, 21 Grad

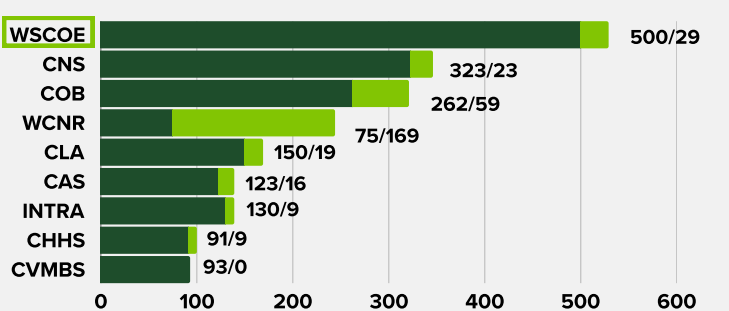
In the 2024-25 Academic Year, there were **500** residential instruction international students in the WSCOE from **61** countries, **203** Undergraduate students, **297** Graduate students.

College of Engineering INTERNATIONAL STUDENTS BY DEPARTMENT

Includes Undergraduate and Graduate Students



College-by-College Comparison INTERNATIONAL ENROLLMENT



Colorado State University TOP 5 COUNTRIES OF ORIGIN

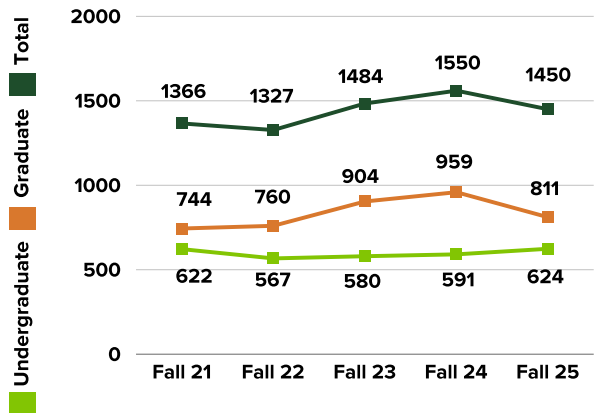
All international students in 2024-2025



1. **India:** 366 students
2. **Kuwait:** 166 students
3. **Saudi Arabia:** 148 students
4. **China:** 112 students
5. **Bangladesh:** 68 students

There are **1,450** international students enrolled in residential instruction for the Fall 2025 semester from **109** countries. This is a **7% enrollment decrease** over **Fall 2024**.

Colorado State University TOTAL INTERNATIONAL ENROLLMENT

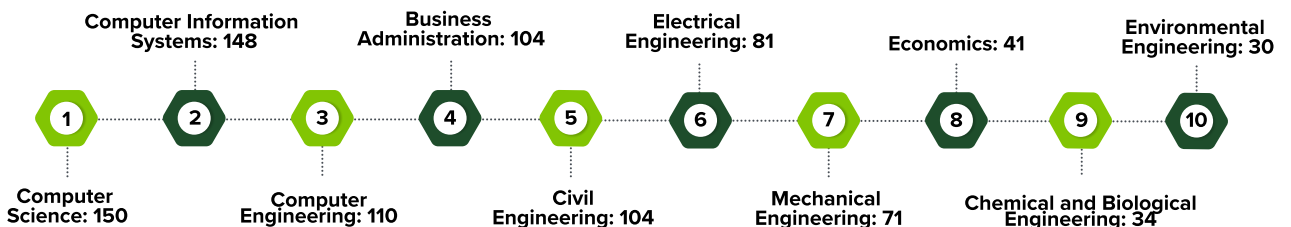


College-by-College Comparison INTERNATIONAL SCHOLARS

COLLEGE	J-1	H1-B	OTHER (E-3, O-1, TN)	TOTAL
CNS	77	23	3	103
WSCOE	66	32	1	99
WCNR	36	20	1	57
OTHER	6	16	0	22
CAS	45	17	2	64
CVMBS	23	21	1	45
CHHS	6	9	0	15
CLA	8	10	0	18
COB	9	9	0	18

TOP 10 MAJORS OF CSU INTERNATIONAL STUDENTS

Residential Instruction



WALTER SCOTT, JR. COLLEGE OF ENGINEERING: GLOBAL ENGAGEMENT REPORT

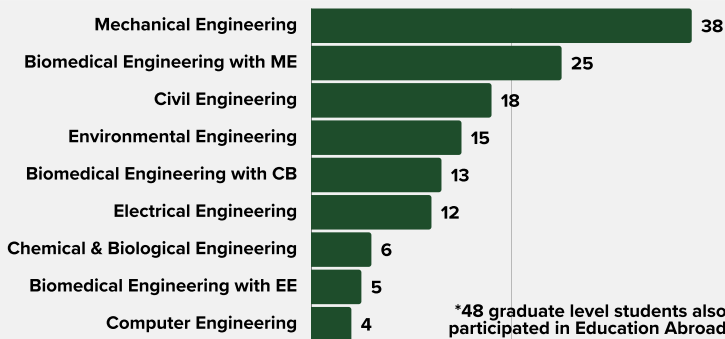
2024-2025 Academic Year: Education Abroad

College of Engineering TOP 5 DESTINATIONS FOR EDUCATION ABROAD



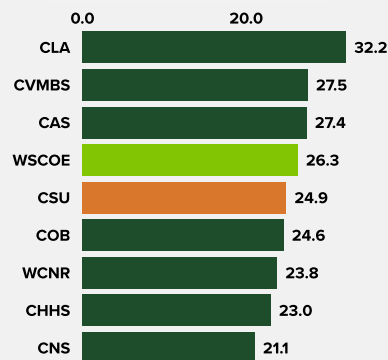
1. **Germany:** 20 students
2. **Ireland:** 18 students
3. **United Kingdom:** 17 students
4. **Italy:** 14 students
5. **Canada & Mexico (Tied):** 13 students

College of Engineering EDUCATION ABROAD PARTICIPATION BY MAJOR



College-by-College Comparison EDUCATION ABROAD PARTICIPATION

Percentage of graduating seniors who have had an international experience



Education Abroad Participation Totals

*Includes students with double majors

COLLEGE	UG*	GR	TOTAL
CLA	336	38	374
CNS	220	86	306
CHHS	208	17	225
COB	192	14	206
WSCOE	136	48	184
WCNR	104	25	129
CVMBS	57	82	139
CAS	80	30	110

Of the 1,674 TOTAL students who had an education abroad experience in the 24-25 Academic Year 184 (11%) were WSCOE

College of Engineering STAFF & FACULTY-LED PROGRAMS

- Biomedical Engineering & Healthcare in Ireland
- First Year Seminar: Chemical & Biological Engineering in Denmark
- First Year Seminar: Civil Engineering in London
- First Year Seminar: Mechanical Engineering in Germany
- Grand Challenges in Engineering in Peru
- Prosthetic Innovation in Ecuador

Colorado State ran 45 staff and faculty-led programs in 2024-25, **WSCOE led 6 of these 45 programs - 13%**

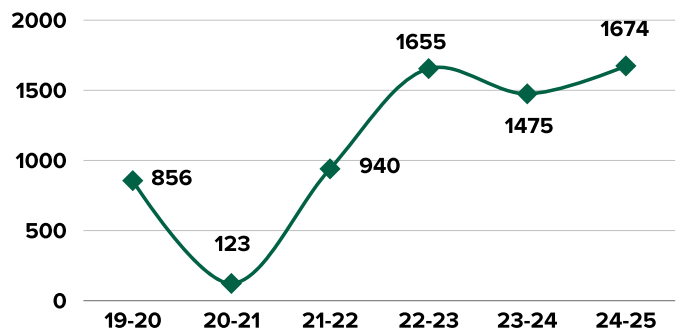
Colorado State University TOP 5 DESTINATIONS FOR EDUCATION ABROAD



1. **Italy:** 228 students
2. **Spain:** 152 students
3. **Japan:** 97 students
4. **Mexico:** 92 students
5. ***Worldwide:** 91 students

*Includes Semester at Sea and traveling programs

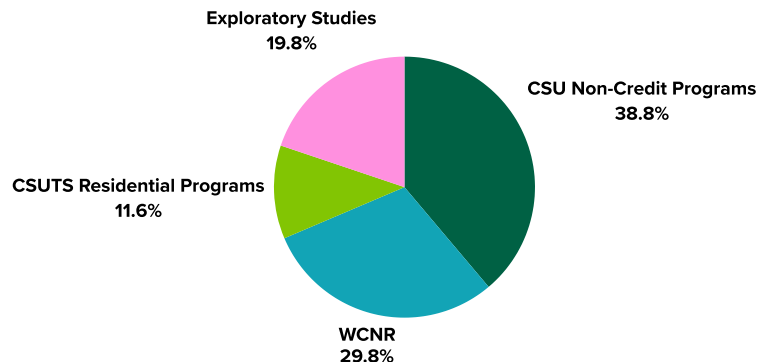
Colorado State University EDUCATION ABROAD TOTAL PARTICIPATION



2024-25 EDUCATION ABROAD FACTS & FIGURES

- **70%** of participants went abroad on a short-term experience
- Undergraduate International Internships and Research Experiences: **83**
- Total funding awarded through the EA Scholarship Application: **\$662,564**
- Semester at Sea Participants: **51**
- Fall 2025 First Year Seminar Abroad Programs: **6** countries with **116** total participants

Colorado State University CSU TODOS SANTOS ENGAGEMENT



Colorado State University INTERNATIONAL PARTNERSHIPS

Visit col.st/Tf1sM or scan the QR code to see a list of Colorado State University's international partnerships



Colorado State University GLOBAL ENGAGEMENT DATA

Visit col.st/N8esC or scan the QR code to see year over year data and institutional global engagement trends